


SMA Male to SMA Male Right Angle Low PIM Cable Using TFT-402-LF Coax Using Times Microwave Components 1 Meter



**LCCA31063-M1**

**Configuration**


- Connector 1: SMA Male
- Connector 2: SMA Male Right Angle
- Cable Type: TFT-5G-402

**Features**

- 100% Tested with PIM Test Results Marked on Cable
- Lightweight and Extremely Flexible
- Low Loss with Excellent VSWR
- IP67 (when mated)
- Using Times Microwave Components

**Applications**

- Distributed Antenna Systems (DAS)
- Plenum Installations
- Multi-Carrier Communication Systems
- PIM Testing




**Description**

L-com's LCCA31063-M1 is a SMA male to SMA male right angle low PIM cable using TFT-402-LF coax using Times Microwave components 1 meter and ships same-day. The TFT-5G-402 coax of this SMA cable uses the PTFE dielectric with a VoP of 76%. These flexible RF cable assemblies are ideal for applications where flexure is required. Our L-com SMA to SMA cable assembly has a male to male gender configuration with flexible TFT-5G-402 series coax and operates to 5.8 GHz. The double shield of this SMA cable is layered by over providing shielding effectiveness greater than 80dB. This right angle SMA cable interface on the TFT-5G-402 coax allows for easier connections in tight spaces. With passive intermodulation levels better than -160 dBc, our cable assembly design is ideal where low PIM is desired. Times Microwave cable is used in each assembly and TMS components are used to form connections with the super flexible low PIM cable. These cable assemblies are expertly built to satisfy your specific need with high quality Times Microwave Systems manufactured parts.

Custom versions of this SMA male to SMA male cable, along with the rest of L-com's other RF assemblies, can also be built and shipped same day. Other available RF cable assembly value added services from L-com include connector orientation or clocking, heat shrink booting and custom labeling. RF testing can also be performed to document the electrical performance of your cable assembly. Contact a sales representative for testing or custom RF cable quotes. Part number LCCA31063-M1 L-com SMA Male to SMA Male Right Angle Low PIM Cable Using TFT-402-LF Coax Using Times Microwave Components 1 Meter data sheet PDF includes details of the RF product specifications, CAD drawing(s) and dimensions below.

SMA Male to SMA Male Right Angle Low PIM Cable Using TFT-402-LF Coax Using Times Microwave Components 1 Meter



## LCCA31063-M1

### Electrical Specifications

Description	Minimum	Typical	Maximum	Units
Frequency Range	DC		5.8	GHz
VSWR			1.4:1	
Velocity of Propagation		76		%
RF Shielding	80			dB
Passive Intermodulation			-160	dBc
Capacitance		26.7 [87.6]		pF/ft [pF/m]

### Specifications by Frequency

Description	F1	F2	F3	F4	F5	Units
Frequency	0.25	0.5	1	2.5	5.8	GHz
Insertion Loss (Typ.)	0.44	0.57	0.67	0.9	1.26	dB

#### Electrical Specification Notes:

PIM test results vary between cables

The Insertion Loss data above is based on the performance specifications of the coax used in this assembly. The Insertion Loss includes an estimated insertion loss of 0.1 dB per connector.

### Mechanical Specifications


#### Cable Assembly

Length	39.37 in [100 cm]
Diameter	0.5 in [12.7 mm]
Weight	0.153 lbs [69.4 g]

#### Cable

Cable Type	TFT-5G-402
Impedance	50 Ohms
Inner Conductor Type	Solid
Inner Conductor Material and Plating	Copper
Dielectric Type	PTFE
Number of Shields	2
Jacket Material	FEP, Blue
Jacket Diameter	0.16 in [4.06 mm]
One Time Minimum Bend Radius	0.75 in [19.05 mm]

SMA Male to SMA Male Right Angle Low PIM Cable Using TFT-402-LF Coax Using Times Microwave Components 1 Meter



## LCCA31063-M1

### Connectors

Description	Connector 1	Connector 2
Type	SMA Male	SMA Male Right Angle
Impedance	50 Ohms	50 Ohms
Contact Material and Plating	Brass, Silver	Brass, Silver
Contact Plating Specification	5 µm	5 µm
Dielectric Type	PTFE	PTFE
Body Material and Plating	Brass, Silver	Brass, Copper Clad Aluminum
Body Plating Specification	5 µm	3 µm
Coupling Nut Material and Plating	Brass, Copper Clad Aluminum	Brass, Copper Clad Aluminum
Coupling Nut Plating Specification	3 µm	3 µm
Torque	9 in-lbs 1.02 Nm	9.73 in-lbs 1.1 Nm

### Environmental Specifications

#### Temperature


Operating Range -55 to +150 deg C

**Compliance Certifications** (see [product page](#) for current document)

### Plotted and Other Data

Notes:

SMA Male to SMA Male Right Angle Low PIM Cable Using TFT-402-LF Coax Using Times Microwave Components 1 Meter



**LCCA31063-M1**

**How to Order**

Part Number Configuration:

**LCCA31063 - xx uu**



Example: LCCA31063-12 = 12 inches long cable  
LCCA31063-100cm = 100 cm long cable

SMA Male to SMA Male Right Angle Low PIM Cable Using TFT-402-LF Coax Using Times Microwave Components 1 Meter from L-com has same day shipment for domestic and International orders. L-com is a leading manufacturer of wired and wireless connectivity products and committed to in-stock availability and same day shipping. Our portfolio includes coaxial cable assemblies, connectors, adapters and custom products as well as lightning and surge protectors, NEMA rated enclosures, and an RF product line which includes antennas, amplifiers, passive, and active components.

The information contained within this document is accurate to the best of our knowledge and representative of the part described herein. It may be necessary to make modifications to the part and/or the documentation of the part in order to impliment improvements. L-com reserves the right to make such changes as required. Unless otherwise stated, all specifications are nominal. L-com does not make any representation or warranty regarding the suitability of the part described herein for any particular purpose, and L-com does not assume liability arising out of the use of any part or document.ontained within this document is accurate to the best of our knowledge and representative of the part described herein. It may be necessary to make modifications to the part and/or the documentation of the part in order to impliment improvements. L-com reserves the right to make such changes as required. Unless otherwise stated, all specifications are nominal. L-com does not make any representation or warranty regarding the suitability of the part described herein for any particular purpose, and L-com does not assume liability arising out of the use of any part or document.

SMA Male to SMA Male Right Angle Low PIM Cable Using TFT-402-LF Coax Using Times Microwave Components 1 Meter

L-com CAD Drawing

REVISIONS		DATE	APPROVED
REV.	DESCRIPTION		
A	INITIAL RELEASE	09/01/2022	AGANWANI

"PIM LEVEL -zzzdBC  
S/N: XXXXXXXXXX"  
SEE NOTE 2

"www.L-COM.com  
LCCA31063  
S/N: XXXXXXXXXX"  
SEE NOTE 1

SMA MALE  
RIGHT ANGLE  
CONTACT

CONTACT

CONTACT

PIM LABEL

L-COM LABEL

TFT-5G-402

2X SHRINK TUBE

2X 8mm HEX

LENGTH MEASURED FROM  
CONTACT TO CONTACT

**NOTES:**

- CABLES 84" AND UNDER HAVE 1 LABEL CENTERED. CABLES OVER 84" HAVE 2 LABELS, ONE AT EACH END 12" FROM THE FRONT OF THE CONNECTOR.
- PIM LABEL 6" FROM CABLE END 1 PLACE.

THESE COMMODITIES, TECHNOLOGY OR SOFTWARE WERE EXPORTED FROM THE UNITED STATES IN ACCORDANCE WITH THE EXPORT ADMINISTRATION REGULATIONS. DIVERSION CONTRARY TO U.S. LAW PROHIBITED.

<p>UNLESS OTHERWISE SPECIFIED LEADING DIMENSIONS ARE INCHES DIMENSIONS IN [ ] ARE MILLIMETERS</p> <p>TOLERANCES:</p> <table style="width: 100%; border: none;"> <tr> <td>.X = ±.2 [5.08]</td> <td>FRACTIONS ± 1/32</td> </tr> <tr> <td>.XX = ±.02 [.51]</td> <td>ANGLES ± 1°</td> </tr> <tr> <td>.XXX = ±.005 [.13]</td> <td>CABLE LENGTH (L) TOLERANCES:</td> </tr> <tr> <td></td> <td>L ≤ 12 [305] = ±1 [25] / -0</td> </tr> <tr> <td></td> <td>12 [305] &lt; L ≤ 60 [1524] = -0 [0] / -0</td> </tr> <tr> <td></td> <td>60 [1524] &lt; L ≤ 120 [3048] = -0 [0] / -0</td> </tr> <tr> <td></td> <td>120 [3048] &lt; L ≤ 300 [7620] = +6 [152] / -0</td> </tr> <tr> <td></td> <td>300 [7620] &lt; L = +5%L / -0</td> </tr> </table> <p>ALL DIMENSIONS SHOWN ARE FOR REFERENCE ONLY.</p>	.X = ±.2 [5.08]	FRACTIONS ± 1/32	.XX = ±.02 [.51]	ANGLES ± 1°	.XXX = ±.005 [.13]	CABLE LENGTH (L) TOLERANCES:		L ≤ 12 [305] = ±1 [25] / -0		12 [305] < L ≤ 60 [1524] = -0 [0] / -0		60 [1524] < L ≤ 120 [3048] = -0 [0] / -0		120 [3048] < L ≤ 300 [7620] = +6 [152] / -0		300 [7620] < L = +5%L / -0	<p><b>L-com™</b> an INFINITE brand</p> <p>50 High Street, West Mill, 3rd Floor, Suite #30 North Andover, MA 01845 USA. Phone: 1.800.341.5266   1.978.682.6936 Fax: 1.978.689.9484 Website: www.L-com.com E-mail: CustomerService@L-com.com</p> <p>THIRD-ANGLE PROJECTION</p> <p>THE INFORMATION AND DESIGN IN THIS DOCUMENT IS THE PROPERTY OF L-COM GLOBAL CONNECTIVITY. ALL RIGHTS RESERVED.</p> <p>SHEET 1 OF 1</p> <p>SCALE N/A</p>	<p>SIZE A</p> <p>CAGE CODE 43321</p> <p>DRAWN BY DZINN</p> <p>ITEM NO. LCCA31063</p> <p>REV A</p>
.X = ±.2 [5.08]	FRACTIONS ± 1/32																	
.XX = ±.02 [.51]	ANGLES ± 1°																	
.XXX = ±.005 [.13]	CABLE LENGTH (L) TOLERANCES:																	
	L ≤ 12 [305] = ±1 [25] / -0																	
	12 [305] < L ≤ 60 [1524] = -0 [0] / -0																	
	60 [1524] < L ≤ 120 [3048] = -0 [0] / -0																	
	120 [3048] < L ≤ 300 [7620] = +6 [152] / -0																	
	300 [7620] < L = +5%L / -0																	