


18 GHz SMA Female Connector Solder Attachment 4 Hole Flange Mount Tab Terminal, .340 inch Hole Spacing



LCCN3137

Configuration

- SMA Female Connector
- MIL-STD-348
- 50 Ohms
- Straight Body Geometry
- Tab Interface Type
- Solder Attachment
- 4 Hole Flange

Description

The L-com LCCN3137 SMA female connector has a stainless steel body for telecommunications, data communication, general-purpose test, industrial fields, and rack and panel mount applications. This RF connector has a straight body style and beryllium copper contact with gold plating. This threaded standard coaxial connector works on a maximum frequency of 18 GHz.

The 18 GHz SMA connector is available in a 0.475-inch length, 0.500-inch width, and 0.500-inch height. This straight coaxial connector has 4 hole flange mount with 0.340-inch hole spacing. The tab terminal connector allows developers to configure and customize their signal connections however they desire. This SMA connector with solder attachment has a high-quality construction and an impedance of 50 ohms.

The LCCN3137 tab terminal RF connector with 4 hole flange mount has gold body plating. This 18 GHz stainless steel coaxial connector comes with PTFE insulation. The SMA female connector weighs 0.007 pounds and is most used in USB software-defined radio dongles, handheld radios, mobile phone antennas, Wi-Fi antenna systems, and microwave systems.

L-com has the largest in-stock selection of RF and coaxial connectors with same-day shipping for domestic and international orders. We currently have a variety of antenna, audio/video, Ethernet, fiber optic, and USB connectors in our portfolio that are ready to ship today. For further information on similar products, our expert technical support and knowledgeable sales team can help you get the high-quality RF connector that meets your requirements.

Electrical Specifications

Description	Minimum	Typical	Maximum	Units
Frequency Range	DC		18	GHz

Mechanical Specifications

Size


Length	0.475in	[12.07mm]
Width/Dia.	0.5in	[12.70mm]
Height	0.5in	[12.7mm]
Weight	0.007lbs	[3.18g]

Material Specifications

Description	Material	Plating
Contact	Beryllium Copper	Gold MIL-G-45204

Click the following link (or enter part number in "SEARCH" on website) to obtain additional part information including price, inventory and certifications: [18 GHz SMA Female Connector Solder Attachment 4 Hole Flange Mount Tab Terminal, .340 inch Hole Spacing LCCN3137](#)

18 GHz SMA Female Connector Solder Attachment 4 Hole Flange Mount Tab Terminal, .340 inch Hole Spacing



LCCN3137

Insulation	PTFE	
Body	Stainless Steel	Gold MIL-G-45204

Environmental Specifications

Temperature

Operating Range -65deg C to +165deg C

Compliance Certifications (see [product page](#) for current document)

Plotted and Other Data

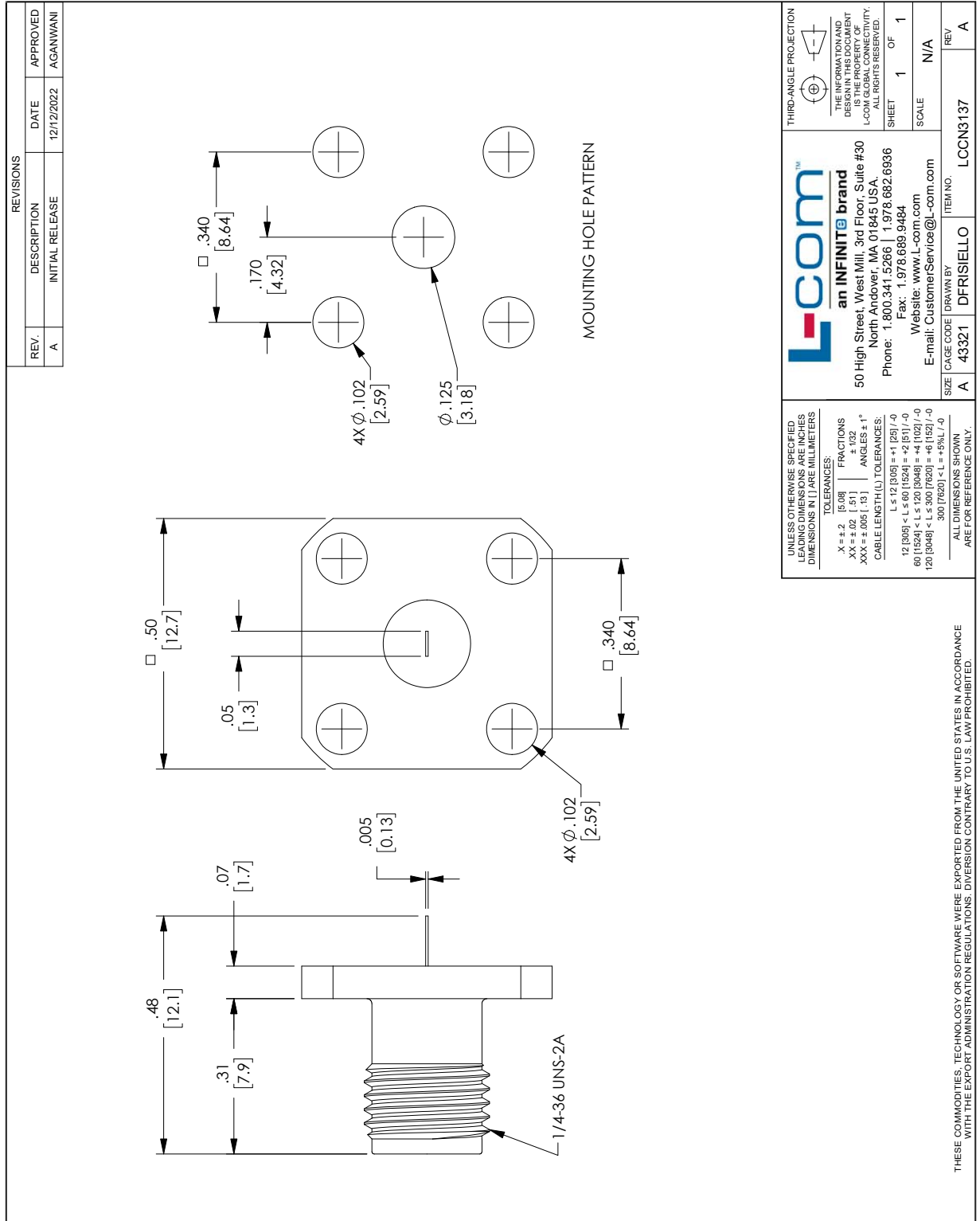
18 GHz SMA Female Connector Solder Attachment 4 Hole Flange Mount Tab Terminal, .340 inch Hole Spacing from L-com has same day shipment for domestic and International orders. Our portfolio includes coaxial cable assemblies, connectors, adapters and custom products as well as lightning and surge protectors, NEMA rated enclosures, and an RF product line which includes antennas, amplifiers, passive, and active components. Click the following link (or enter part number in "SEARCH" on website) to obtain additional part information including price, inventory and certifications: 18 GHz SMA Female Connector Solder Attachment 4 Hole Flange Mount Tab Terminal, .340 inch Hole Spacing LCCN3137

URL: <https://www.l-com.com/18-ghz-sma-female-connector-solder-attachment-4-hole-flange-mount-tab-terminal-.340-inch-hole-spacing-lccn3137-p.aspx>

The information contained within this document is accurate to the best of our knowledge and representative of the part described herein. It may be necessary to make modifications to the part and/or the documentation of the part in order to impliment improvements. L-com reserves the right to make such changes as required. Unless otherwise stated, all specifications are nominal. L-com does not make any representation or warranty regarding the suitability of the part described herein for any particular purpose, and L-com does not assume liability arising out of the use of any part or document.ontained within this document is accurate to the best of our knowledge and representative of the part described herein. It may be necessary to make modifications to the part and/or the documentation of the part in order to impliment improvements. L-com reserves the right to make such changes as required. Unless otherwise stated, all specifications are nominal. L-com does not make any representation or warranty regarding the suitability of the part described herein for any particular purpose, and L-com does not assume liability arising out of the use of any part or document.

18 GHz SMA Female Connector Solder Attachment 4 Hole Flange Mount Tab Terminal, .340 inch Hole Spacing

L-com CAD Drawing



L-comTM

an INFINIT[®] brand

50 High Street, West Mill, 3rd Floor, Suite #30
North Andover, MA 01845 USA
Phone: 1.800.341.5266 | 1.978.682.6936
Fax: 1.978.689.9484
Website: www.L-com.com
E-mail: CustomerService@L-com.com

THIRD-ANGLE PROJECTION

THE INFORMATION AND DESIGNATION ON THIS DRAWING IS THE PROPERTY OF L-COM GLOBAL CONNECTIVITY. ALL RIGHTS RESERVED.

SHEET 1 OF 1

SCALE N/A

ITEM NO. LCCN3137

REV A

UNLESS OTHERWISE SPECIFIED LEADING DIMENSIONS ARE INCHES DIMENSIONS IN [] ARE MILLIMETERS

THESE COMMODITIES, TECHNOLOGY OR SOFTWARE WERE EXPORTED FROM THE UNITED STATES IN ACCORDANCE WITH THE EXPORT ADMINISTRATION REGULATIONS. DIVERSION CONTRARY TO U.S. LAW PROHIBITED.

T-Rev: 0