


2400-2500/ 5150-5825 MHz, 4.8/3.7 dBi, Stamped Metal AP/
Router Embedded Antenna With IPEX Connector



LCSMA1018

Features

- High Efficiency
- Isotropic radiation patterns
- Linear polarization
- Ultra Compact design
- Low loss material
- Extended operating temperatures
- Case mounting or on board mount
- Dual band frequency stabilization
- IPEX connector - 380mm cable
- Single piece for easy buy

Applications

- IoT, M2M, Telemetry
- Wireless Remote Control
- Personal Area Networks (PAN)
- Industrial/Commercial Equipment
- 2.4/5 GHz - Wi-Fi/BT/BLE/ZigBee/ISM applications
- IEEE 802.11 a/b/g/n/ac/ax embedded applications
- Remote Technology / Monitoring
- Consumer Tracking
- Smart Home / Wearables / Devices
- Agriculture, healthcare, digital signage

Description

The L-com LCSMA1018 is a dual band stamped metal antenna with an IPEX connector that ships on the same day as ordered. Our linear polarized antenna has a maximum frequency of 5825 MHz and a minimum frequency of 2400 MHz. This stamped metal antenna has an overall length of 1.27 inches and a width of 0.21 inches.

L-com's LCSMA1018 is a dual band antenna operating from 2400 to 2500 MHz with 4.8 dBi gain and 5150 to 5825 MHz with 3.7 dBi gain. The omni directional antenna has a maximum input VSWR of 2:1. This stamped metal antenna with an IPEX connector has an impedance of 50 Ohms.

L-com has one of the largest in-stock collections of omni directional antennas with our wide selection of superior quality RF parts that ship same day. Make your online purchase right now to take advantage of our same-day shipping. For further information on similar products, our expert technical support and knowledgeable sales team can help you get the ideal stamped metal antenna as per your requirements.

Configuration


Design	Stamped Metal
Band Type	Dual
Radiation Pattern	Omni Directional
Polarization	Linear
Cable Length	14.9 in [378.46 mm]
Connector Type	IPEX
Number of Ports	1

Electrical Specifications

Description	Minimum	Typical	Maximum	Units
Frequency Range	2,400		5,825	MHz
Input VSWR			2:1	

Click the following link (or enter part number in "SEARCH" on website) to obtain additional part information including price, inventory and certifications:
[2400-2500/ 5150-5825 MHz, 4.8/3.7 dBi, Stamped Metal AP/Router Embedded Antenna With IPEX Connector LCSMA1018](#)

2400-2500/ 5150-5825 MHz, 4.8/3.7 dBi, Stamped Metal AP/
Router Embedded Antenna With IPEX Connector



LCSMA1018

Impedance		50		Ohms
Gain	3.7		4.8	dBi
Input Power			1	Watt

Specifications by Band

Description	Band 1	Band 2	Band 3	Band 4	Band 5	Units
Range	2.4-2.5	5.15-5.825				GHz
Gain	4.8	3.7				dBi

Mechanical Specifications

Size

Length	1.27 in [32.26 mm]
Width	0.21 in [5.33 mm]
Height	0.39 in [9.91 mm]

Connectors

Description	Connector 1	Connector 2	Connector 3
A	B	C	D

Environmental Specifications

Temperature

Operating Range	-40 to +85 deg C
-----------------	------------------

Compliance Certifications (see [product page](#) for current document)


Plotted and Other Data

Notes:

2400-2500/ 5150-5825 MHz, 4.8/3.7 dBi, Stamped Metal AP/Router Embedded Antenna With IPEX Connector from L-com has same day shipment for domestic and International orders. Our portfolio includes coaxial cable assemblies, connectors, adapters and custom products as well as lightning and surge protectors, NEMA rated enclosures, and an RF product line which includes antennas, amplifiers,

2400-2500/ 5150-5825 MHz, 4.8/3.7 dBi, Stamped Metal AP/
Router Embedded Antenna With IPEX Connector

LCSMA1018



passive, and active components.

The information contained within this document is accurate to the best of our knowledge and representative of the part described herein. It may be necessary to make modifications to the part and/or the documentation of the part in order to implement improvements. L-com reserves the right to make such changes as required. Unless otherwise stated, all specifications are nominal. L-com does not make any representation or warranty regarding the suitability of the part described herein for any particular purpose, and L-com does not assume liability arising out of the use of any part or document.

2400-2500/ 5150-5825 MHz, 4.8/3.7 dBi, Stamped Metal AP/Router Embedded Antenna With IPEX Connector

L-com CAD Drawing

