


Low Loss Ultra Flexible LMR-600-UF Indoor Outdoor Rated
Coax Cable Double Shielded with Black TPE Jacket



LMR-600-UF-LC-BULK

Configuration

- Low Loss, Outdoor Flexible Cable
- 2 Shield(s)

Features

- TPE Jacket
- Max Operating Temperature +85°C
- Min Install Bend Radius of 1.5 inches
- Phase Velocity 87% VoP
- Max Operating Frequency of 6 GHz
- Ultra Flexible Coax

Applications

- RF Test Systems
- Antenna Installations
- Laboratory Applications
- General Purpose RF Interconnect

Description

LMR-600-UF-LC-BULK coax cable from L-com is only one of a large number of radio frequency coaxial cable types specifically stocked to be ready for quick shipment. L-com LMR-600-UF-LC-BULK coax cable is manufactured in a flexible design and has a 50 Ohm impedance. This low loss flexible 50 Ohm coax cable LMR-600-UF-LC-BULK is constructed with a 0.590 inch diameter and Black TPE jacket.

LMR-600-UF-LC-BULK flexible 50 Ohm coax cable with PVC jacket is rated for a 6 GHz maximum operating frequency. This 50 Ohm 0.590 inch diameter and low loss flexible coax cable is built with a double shield count and RF shielding of 90 dB. L-com LMR-600-UF-LC-BULK coax is constructed with Foam PE dielectric and a maximum operating temperature of +85 degrees C. Times Microwave LMR-600-UF-LC-BULK coax cable specs for this wire properties can be found on its RF coax cable LMR-600-UF-LC-BULK datasheet.


LMR-600-UF-LC-BULK cable is part of more than one million RF, microwave parts in stock at L-com. This Times Microwave low loss LMR-600-UF-LC-BULK coax cable is ready to buy and can be shipped worldwide. L-com also maintains a wide selection of other radio frequency coaxial cable types that ship same-day from our warehouse as with the rest of our other RF/microwave components.

* LMR™ is a trademark of Times Microwave Systems.

Electrical Specifications

Description	Minimum	Typical	Maximum	Units
Frequency Range	DC		6	GHz
Impedance		50		Ohms
Velocity of Propagation		87		%
Time Delay		1.17 [3.84]		ns/ft [ns/m]
Shielding Effectiveness	90			dB
Dielectric Withstanding Voltage (DC)			4,000	Vdc
Jacket Spark			8,000	Vrms
Nominal Capacitance		23.4 [76.77]		pF/ft [pF/m]

Low Loss Ultra Flexible LMR-600-UF Indoor Outdoor Rated
Coax Cable Double Shielded with Black TPE Jacket



LMR-600-UF-LC-BULK

Nominal Inductance	0.058 [0.19]		uH/ft [uH/m]
Input Power (Peak)		40	kWatts

Performance by Frequency Band

Description	F1	F2	F3	F4	F5	Units
Frequency	50	150	220	450	900	MHz
Attenuation, Typ	0.7	1.2	1.4	2.1	3	dB/100ft
	2.3	3.94	4.59	6.89	9.84	dB/100m
Input Power (CW), Max	3,530	2,000	1,640	1,120	770	Watts

Description	F6	F7	F8	F9	F10	Units
Frequency	1.5	1.8	2	2.5	5.8	GHz
Attenuation, Typ	4	4.4	4.7	5.3	8.7	dB/100ft
	13.12	14.44	15.42	17.39	28.54	dB/100m
Input Power (CW), Max	580	520	490	430	260	Watts


Mechanical Specifications

Diameter	0.59 in 14.99 mm
Weight	0.165 lbs/ft [0.25 kg/m]
Min. Bend Radius (Installation)	1.5 in [38.1 mm]
Min. Bend Radius (Repeated)	6 in [152.4 mm]
Bending Moment	1.75 lbs-ft [2.37 N-m]
Tensile Strength	350 lbs [158.76 kg]
Flat Plate Crush	40 lbs/in [0.71 kg/mm]

Construction Specifications

Description	Material and Plating	Diameter
Inner Conductor	Copper , 1 Strands Strand(s)	0.176in 4.47mm
Conductor Type	Stranded	
Dielectric	Foam PE	0.455in 11.56mm
First Shield	Aluminum Tape	
Second Shield	Tinned Copper	
Jacket	TPE, Black	0.59in 14.99mm

Low Loss Ultra Flexible LMR-600-UF Indoor Outdoor Rated
Coax Cable Double Shielded with Black TPE Jacket



LMR-600-UF-LC-BULK

Environmental Specifications

Temperature

Operating Range	-40deg C to +85deg C
Installation Range	-40deg C to +85deg C
Storage Range	-70deg C to +85deg C

Environmental Specification Notes:
Indoor/Outdoor

Compliance Certifications (see [product page](#) for current document)

Plotted and Other Data

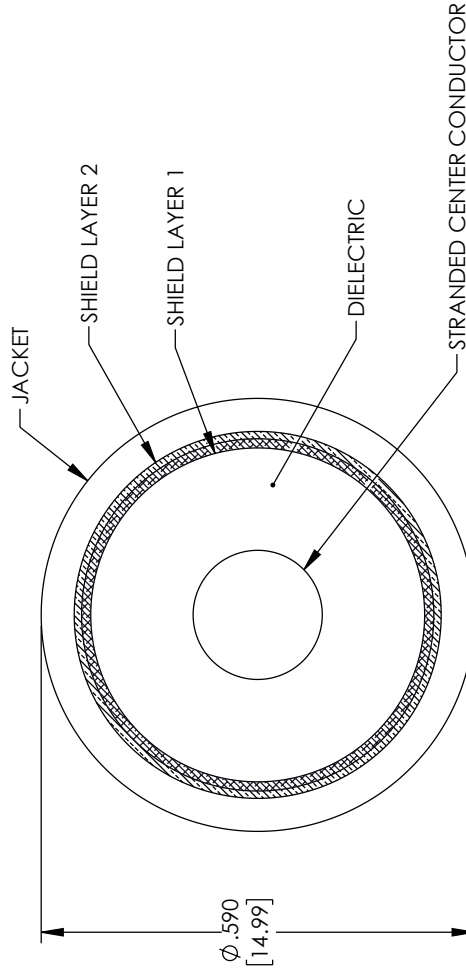
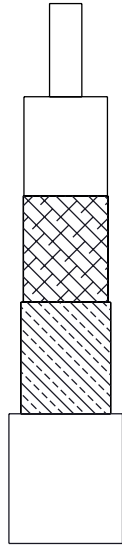
Low Loss Ultra Flexible LMR-600-UF Indoor Outdoor Rated Coax Cable Double Shielded with Black TPE Jacket from L-com has same day shipment for domestic and International orders. Our portfolio includes coaxial cable assemblies, connectors, adapters and custom products as well as lightning and surge protectors, NEMA rated enclosures, and an RF product line which includes antennas, amplifiers, passive, and active components.

The information contained within this document is accurate to the best of our knowledge and representative of the part described herein. It may be necessary to make modifications to the part and/or the documentation of the part in order to implement improvements. L-com reserves the right to make such changes as required. Unless otherwise stated, all specifications are nominal. L-com does not make any representation or warranty regarding the suitability of the part described herein for any particular purpose, and L-com does not assume liability arising out of the use of any part or document.

Low Loss Ultra Flexible LMR-600-UF Indoor Outdoor Rated Coax Cable Double Shielded with Black TPE Jacket

L-com CAD Drawing

REVISIONS		
REV.	DESCRIPTION	DATE
A	INITIAL RELEASE	03/28/2022
		APPROVED BY: AGANWANI



UNLESS OTHERWISE SPECIFIED LEADING DIMENSIONS ARE INCHES DIMENSIONS IN [] ARE MILLIMETERS

TOLERANCES:	
X = ± .2	[.08]
.XX = ± .02	[.51]
.XXX = ± .005	[.13]
ANGLES ± 1°	
CABLE LENGTH (L) TOLERANCES:	
L ≤ 12	[305] = +1 [25] / -0
12 [305] < L ≤ 60	[1524] = +2 [61] / -0
60 [1524] < L ≤ 120	[3048] = +4 [102] / -0
120 [3048] < L ≤ 300	[7620] = +6 [152] / -0
300 [7620] < L	= +5%L / -0

ALL DIMENSIONS SHOWN ARE FOR REFERENCE ONLY.

L-com
an INFINITE brand

50 High Street, West Mill, 3rd Floor, Suite #30
North Andover, MA 01845 USA
Phone: 1.800.341.5266 | 1.978.682.6936
Fax: 1.978.689.9484
Website: www.L-com.com
E-mail: CustomerService@L-com.com

ITEM NO. LMR-600-UF-LC-BULK
DRAWN BY: DZINN
CAGE CODE: 43321
SCALE: N/A

THIRD-ANGLE PROJECTION

THE INFORMATION AND DESIGN IN THIS DOCUMENT IS THE PROPERTY OF L-COM GLOBAL CONNECTIVITY. ALL RIGHTS RESERVED.

SHEET 1 OF 1

THESE COMMODITIES, TECHNOLOGY OR SOFTWARE WERE EXPORTED FROM THE UNITED STATES IN ACCORDANCE WITH THE EXPORT ADMINISTRATION REGULATIONS. DIVERSION CONTRARY TO U.S. LAW PROHIBITED.

1-Rev.0