


SMC Jack Right Angle Connector Solder Attachment Thru Hole PCB, .200 inch x .067 inch Hole Spacing



RFPCB-SMC-FR-10G-186

Configuration

- SMC Jack Connector
- MIL-STD-348A
- 50 Ohms
- Right Angle Body Geometry
- Thru Hole Interface Type
- Solder Attachment

Features

- Max. Operating Frequency 10 GHz
- Good VSWR of 1.5:1
- Gold Plated Brass Contact
- 50 µin minimum contact plating

Applications

- General Purpose Test
- PCB Applications

Description

RFPCB-SMC-FR-10G-186 SMC jack right angle PCB connector available from L-com has a 50 Ohm impedance. This RF connector has a thru hole connector mount interface and is designed for a wide variety of Printed-Circuit Board (PCB) applications in RF and microwave systems. This SMC jack connector uses solder as an attachment method. Our jack SMC PCB connector provides a maximum frequency of 10 GHz. The SMC connector is available in a 0.45-inch length and 0.45-inch width.

The L-com SMC jack PCB connector has a PTFE dielectric type and a VSWR of 1.5:1. This SMC PCB connector has a brass body with gold plating. Our RFPCB-SMC-FR-10G-186 SMC connector has a brass contact with gold plating.

This L-com SMC jack connector will ship the same day as purchased. Our SMC jack connector is part of over 40,000 RF, microwave, and millimeter wave components in stock for worldwide shipment. We also build SMC custom connector cable assemblies that will ship the same day as well.

The SMC jack connector with 50 Ohm impedance has a weight of 0.011 lbs. This threaded RF connector has a high quality construction. The jack coaxial connector is capable of operating at temperatures ranging from -65 deg C to 165 deg C. We currently have a variety of antenna, audio/video, Ethernet, fiber optic, and USB connectors in our portfolio that are ready to ship today. For further information on similar products, our expert technical support and knowledgeable sales team can help you get the high-quality RF that meets your requirements.


Electrical Specifications

Description	Minimum	Typical	Maximum	Units
Frequency Range	DC		10	GHz
VSWR			1.5:1	
Operating Voltage (AC)			335	Vrms

Performance by Frequency

Click the following link (or enter part number in "SEARCH" on website) to obtain additional part information including price, inventory and certifications:
[SMC Jack Right Angle Connector Solder Attachment Thru Hole PCB, .200 inch x .067 inch Hole Spacing RFPCB-SMC-FR-10G-186](#)

SMC Jack Right Angle Connector Solder Attachment Thru Hole PCB, .200 inch x .067 inch Hole Spacing



RFPCB-SMC-FR-10G-186

Description	F1	F2	F3	F4	F5	Units
Frequency Range	DC to 3	3 to 10				GHz
VSWR, Max	1.3:1	1.5:1				

Mechanical Specifications

Size

Length	0.45in	[11.43mm]
Width/Dia.	0.25in	[6.35mm]
Height	0.443in	[11.25mm]
Weight	0.011lbs	[4.99g]

Material Specifications

Description	Material	Plating
Contact	Brass	Gold 50 µin minimum
Insulation	PTFE	
Body	Brass	Gold 30 µin minimum


Environmental Specifications

Temperature

Operating Range -65deg C to +165deg C

Click the following link (or enter part number in "SEARCH" on website) to obtain additional part information including price, inventory and certifications:
[SMC Jack Right Angle Connector Solder Attachment Thru Hole PCB, .200 inch x .067 inch Hole Spacing RFPCB-SMC-FR-10G-186](#)

SMC Jack Right Angle Connector Solder Attachment Thru Hole PCB, .200 inch x .067 inch Hole Spacing



RFPCB-SMC-FR-10G-186

Compliance Certifications (see [product page](#) for current document)

Plotted and Other Data

SMC Jack Right Angle Connector Solder Attachment Thru Hole PCB, .200 inch x .067 inch Hole Spacing from L-com has same day shipment for domestic and International orders. Our portfolio includes coaxial cable assemblies, connectors, adapters and custom products as well as lightning and surge protectors, NEMA rated enclosures, and an RF product line which includes antennas, amplifiers, passive, and active components. Click the following link (or enter part number in "SEARCH" on website) to obtain additional part information including price, inventory and certifications: SMC Jack Right Angle Connector Solder Attachment Thru Hole PCB, .200 inch x .067 inch Hole Spacing RFPCB-SMC-FR-10G-186

URL: <https://www.l-com.com/smc-jack-right-angle-connector-solder-attachment-thru-hole-pcb-.200-inch-x-.067-inch-hole-spacing-rfpcb-smc-fr-10g-186-p.aspx>

The information contained within this document is accurate to the best of our knowledge and representative of the part described herein. It may be necessary to make modifications to the part and/or the documentation of the part in order to implement improvements. L-com reserves the right to make such changes as required. Unless otherwise stated, all specifications are nominal. L-com does not make any representation or warranty regarding the suitability of the part described herein for any particular purpose, and L-com does not assume liability arising out of the use of any part or document. The information contained within this document is accurate to the best of our knowledge and representative of the part described herein. It may be necessary to make modifications to the part and/or the documentation of the part in order to implement improvements. L-com reserves the right to make such changes as required. Unless otherwise stated, all specifications are nominal. L-com does not make any representation or warranty regarding the suitability of the part described herein for any particular purpose, and L-com does not assume liability arising out of the use of any part or document.

SMC Jack Right Angle Connector Solder Attachment Thru Hole PCB, .200 inch x .067 inch Hole Spacing

L-com CAD Drawing

