

■ Product Overview

The LCMC-X-XX Series Industrial Media Converters feature two auto-negotiating 10/100TX shielded RJ45 ports as well as one 100FX duplex SC fiber optic port. These Industrial media converters are designed to be mounted on standard 35mm DIN rail.

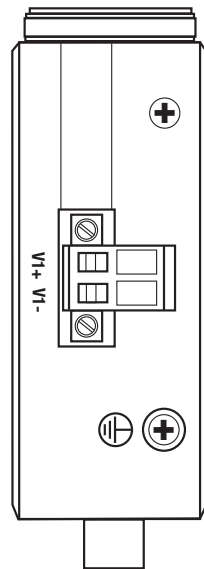
■ Features

- Auto MDI/MDI-X support
- Broadcast storm protection
- Rugged Aluminum casing
- Plug and play design

■ Physical Layout



Front



Top

■ Input Power

- 24V DC

■ Technical Specifications

RJ45 Ports	2 10Base-T/100Base-TX
Fiber Optic Port	LCMC-M-2: One 100Base-FX Duplex SC 2Km Multimode LCMC-S-20: One 100Base-FX Duplex SC 20Km Single mode LCMC-S-40: One 100Base-FX Duplex SC 40Km Single mode LCMC-S-60: One 100Base-FX Duplex SC 60Km Single mode LCMC-S-80: One 100Base-FX Duplex SC 80Km Single mode
System Parameters	Standards: IEEE 802.3, IEEE 802.3u, IEEE 802.3x Store-and-Forward mode rate: 148,810pps MAC address table size: 1K Bridging method: Store-and-Forward mode
RJ45 Port Parameters	IEEE 802.3, IEEE 802.3u standard Communication distance: <100m
Optical port parameter	Link Budget: >-12dBm (Single mode fiber) >-17dBm (Multimode fiber)
	RX Sensitivity: <-38dBm (Single mode fiber) <-35dBm (Multimode fiber)
	Wavelength: 1310nm (Single mode fiber) 1550nm (Single mode fiber) 1310nm (Multimode fiber)
	Typical Distance 20~80Km (Single mode fiber) <5Km (Multimode fiber)
Power parameter	Voltage input: DC 24V Input expend: <10W Voltage passing: Internal
Physical	Dimensions (H x W x D): 135mm x 53mm x 90mm (not including DIN rail dimensions) Weight: 0.6kg
Temperature	Operating: -40°C +70°C Storage: -45°C +85°C Ambient Relative Humidity: 0~95% (non-condensing)

■ DIN-Rail Installation

Most industrial areas choose 35mm standard DIN-Rail installation. The plastic DIN-Rail attachment plate is fixed to the rear panel of the Media Converter when you take it out of the box. If you need to reattach the plate to the Converter, make sure the DIN-Rail kit is situated towards the top.

- Insert DIN-Rail into the DIN-Rail slot of Media Converter and rotate downward as shown in Figure 1.
- Snap the Media Converter firmly into place onto the DIN-Rail as shown in Figure 2.




Figure 1

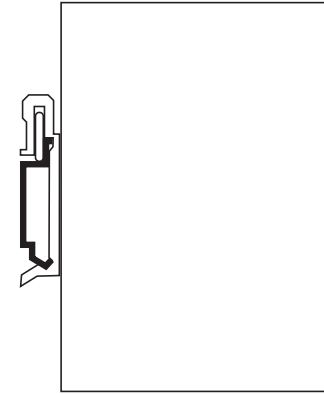


Figure 2

■ LED Functionality

LED	Condition	Status
Device LED Status		
PWR	On	Power is being supplied to the power input
	Off	Power is not being supplied to the power input
Fiber Optic LED Status		
LINK	On	100BaseFX port's 100 Mbps link is active
	Blinking	Data is being transmitted at 100Mbps
	Off	100BaseFX port's link is inactive
RJ45 LED Status		
10M / 100M (Yellow)	On	100Mbps operational state (100Base-TX)
	Off	10Mbps operational state (10Base-T)
LNK/ACT (Green)	On	Link is active
	Blinking	Data is being transmitted at 10 Mbps
	Off	Link is inactive

■ Warranty

We warrant this product for a period of two years from time of purchase. These products are warranted against defects in workmanship or materials under normal use. We cannot warranty our products in case of misuse, acts of God, or consequential damage. Alteration of product cancels all warranties. Under no circumstances will we be responsible for any damage beyond the replacement cost of the defective merchandise. We reserve the right to repair or replace any products that are returned under warranty.

Tech Support : Techsupport@l-com.com
 1-800-343-1455
 Outside of the USA Call 1-978-682-6936
www.L-com.com