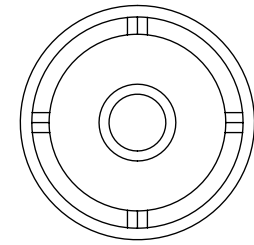
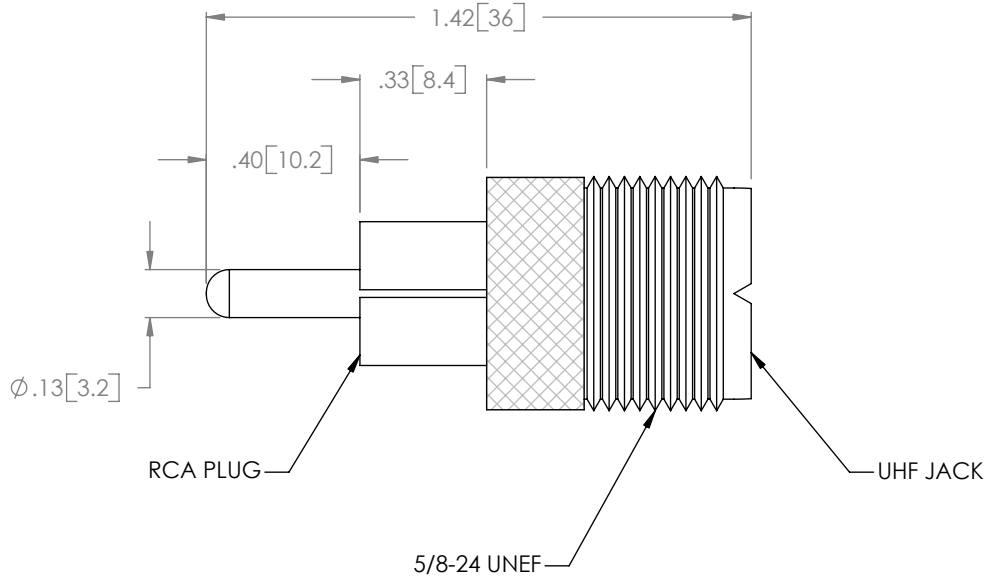
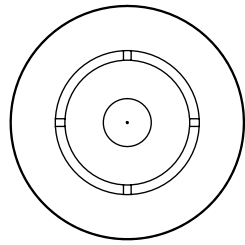


THE INFORMATION CONTAINED IN THIS DRAWING IS THE SOLE PROPERTY OF L-COM, INC. ANY REPRODUCTION IN PART OR WHOLE WITHOUT THE WRITTEN PERMISSION OF L-COM, INC. IS PROHIBITED.

REVISIONS			
REV	DESCRIPTION	DATE	CHANGED BY
A	RELEASED FOR PRODUCTION	12/13/01	MCCORMICK
.	.	.	.
.	.	.	.
.	.	.	.

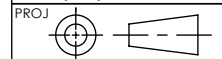


NOTES:

**MATERIAL:**  
 BODY: NICKEL PLATED BRASS  
 INSULATOR: DELRIN  
 CONTACT: NICKEL PLATED BRASS

**RoHS Compliant** ✓

UNLESS OTHERWISE SPECIFIED,  
 DIMENSIONS ARE IN INCHES [mm]  
 TOLERANCES TO BE:  
 .X ±.1 [2.5] ANGLES ±2°  
 .XX ±.01 [.25]  
 .XXX ±.005 [.13]  
 OVERALL CABLE LENGTH TOL:  
 ≤ 60 [1524] +3 [76.2] / -0  
 > 60 [1524] +5% / -0%



APPROVALS	DATE
DRAWN BY MCCORMICK	11/28/01
CHECKED BY D.PARHAM	11/28/01
APPROVED BY R.CARRICK	11/28/01

CONFIGURATION DETAILS OF  
 UNDIMENSIONED FEATURES  
 MAY VARY

	45 BEECHWOOD DRIVE NORTH ANDOVER, MA 01845	
	CATEGORY COAXIAL	
PRODUCT DESCRIPTION RCA PLUG TO UHF JACK		
SIZE <b>A</b>	FSCM NO. <b>43321</b>	DWG. NO. BA140
SCALE: NONE   CAD FILE: BA140.SLDDRW		REV. <b>B</b>
SHEET 1 OF 1		