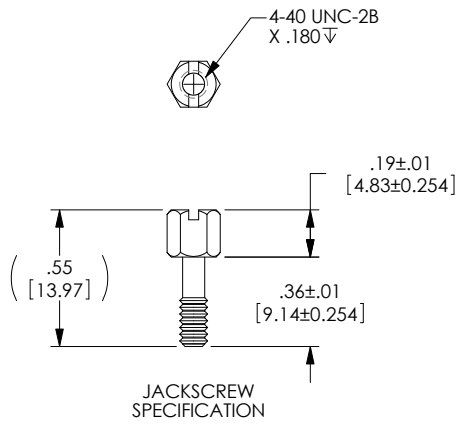
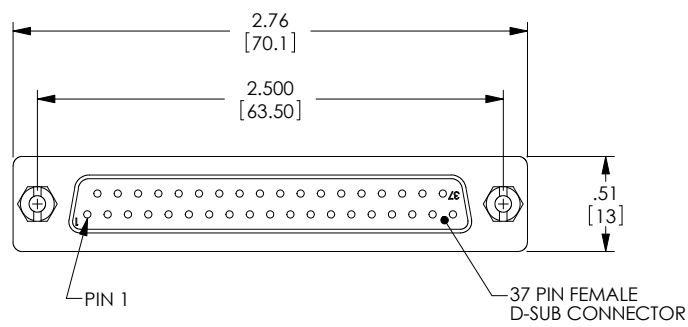
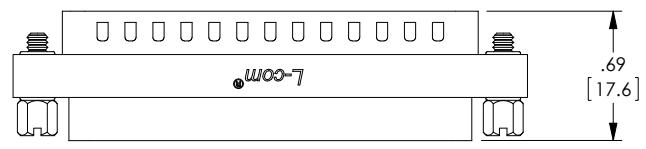
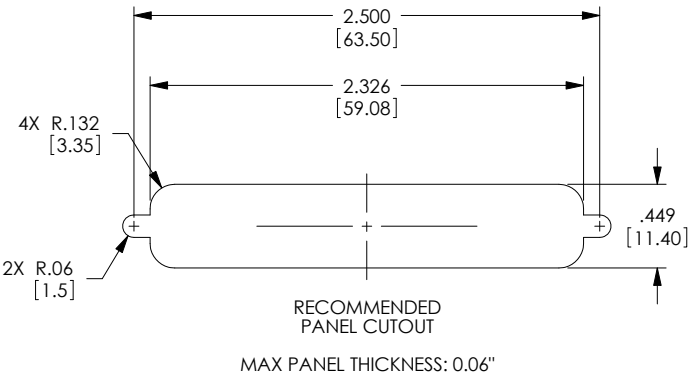


THE INFORMATION CONTAINED IN THIS DRAWING IS THE SOLE PROPERTY OF L-COM, INC. ANY REPRODUCTIONS IN PART OR WHOLE WITHOUT THE WRITTEN PERMISSION OF L-COM, INC. IS PROHIBITED.

REVISIONS			
REV	DESCRIPTION	DATE	CHANGED BY
A	DRAWING REPLACES DGFC37MF-001	6/25/14	D.FRISIELLO



SPECIFICATIONS:

MATERIALS:
SHELL: COLD ROLLED STEEL
CONTACTS: BRASS
INSULATOR: PBT UL94-V0 RATED

FINISH:
SHELL: TIN PLATED
CONTACT: GOLD FLASH

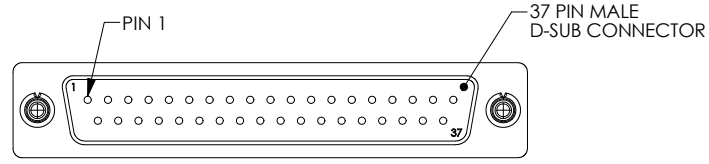
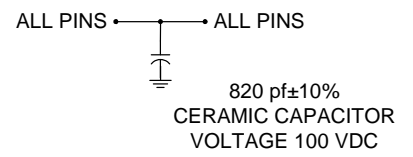
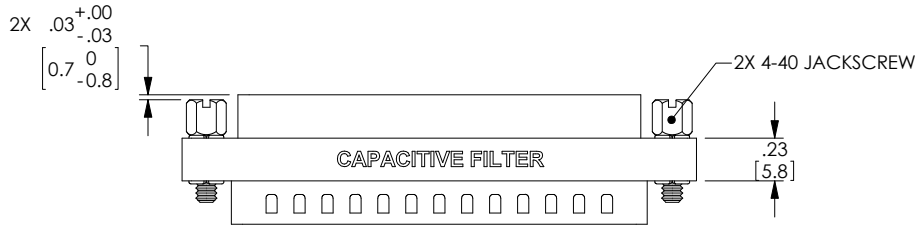
ELECTRICAL:
CONTACT CURRENT RATING: 5.0 AMP MAX
OPERATING VOLT: 100 VDC
INSULATION RESISTANCE: 500 MΩ @100 VDC
DIELECTRIC WITHSTAND: 500 VDC, 1 MINUTE
INDIVIDUAL CAPACITANCE ON EACH PIN: 820pF

APPLICATION NOTES:
ALL PINS WIRED STRAIGHT THROUGH
ALL- METAL HOUSING PROVIDES 100% SHIELDING

LABELING:
PANTONE 2945 BLUE, "L-COM" FONT MyriaMM ITALIC.
"CAPACITIVE FILTER" FONT ARIAL BOLD, TEXT HEIGHTS: .085"
TEXT COLOR; WHITE.

MISCELLANEOUS:
COMPONENT SHALL BE TESTED FOR CONTINUITY.
COMPONENT SHALL BE INDIVIDUALLY PACKAGED IN ACCORDANCE WITH L-COM SPECIFICATION PS-0031.

REGULATORY COMPLIANCE:
CE2011/65/EU(ROHS DIRECTIVE)



UNLESS OTHERWISE SPECIFIED, DIMENSIONS ARE IN INCHES (mm)
OVERALL CABLE LENGTH TOLERANCE:
≤12 [305] ≤60 [1524] = +1 [25] / -0
≥12 [305] ≤60 [1524] = +2 [51] / -0
>60 [1524] ≤120 [3048] = +4 [102] / -0
>120 [3048] ≤300 [7620] = +6 [152] / -0
>300 [7620] = +8 [203] / -0
ALL OTHER DIMENSIONAL TOLERANCES:
X = ±2 [5.08]
XX = ±0.2 [5.1]
XXX = ±.005 [1.3]
PROJECTION

APPROVALS	DATE
DRAWN BY R.CARRICK	09/28/2002
CHECKED BY T.CLARK	09/28/2002
APPROVED BY D.PARHAM	09/28/02

		45 BEECHWOOD DRIVE NORTH ANDOVER, MA 01845	
CATEGORY D-SUBMINIATURE			
PRODUCT DESCRIPTION ADPT, DB37M/F CAP FILTER			
SIZE B	FSCM NO. 43321	DWG. NO. DGFC37MF	REV. A
SCALE: 2:1		CAD FILE: DGFC37MF.SLDORW	
			SHEET 1 OF 1