

6

5

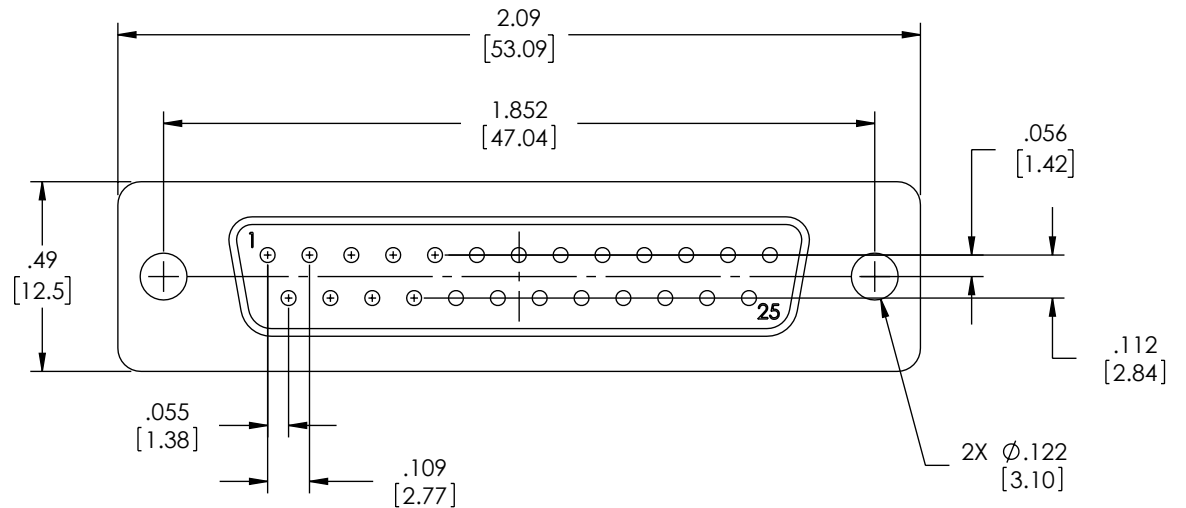
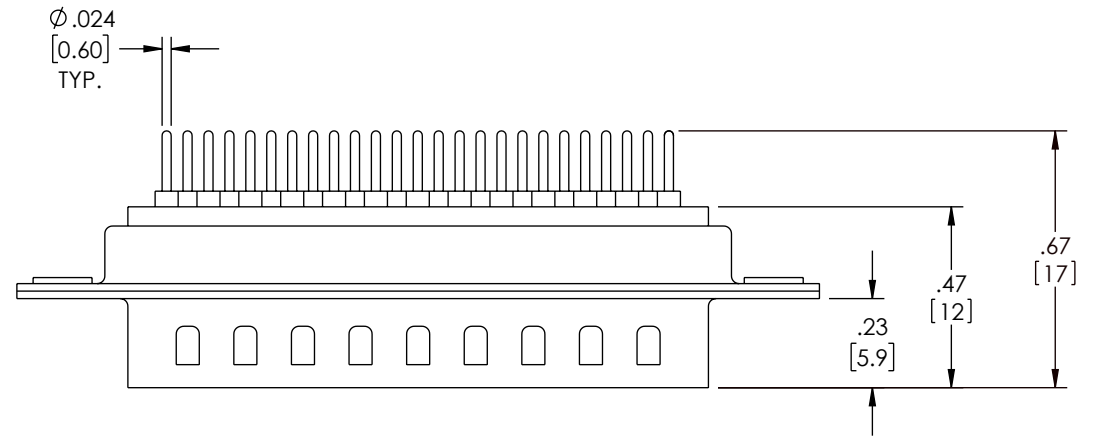
4

3

2

1

| REVISION | | | | | |
|----------|-----|-------------|------------|------------|----------|
| ZONE | REV | DESCRIPTION | DATE | CHANGED BY | APPROVED |
| | C | ECO-13283 | 11/30/2023 | SLI | DGUST |



NOTES:



MATERIALS:
SHELL: COLD ROLLED STEEL
CONTACTS: BRASS
INSULATOR: THERMOPLASTIC PBT, UL94V-0, BLUE

FINISH:
FRONT SHELL: NICKEL PLATED; BACK SHELL: TIN PLATED
MATING CONTACTS: GOLD SELECTIVE PLATED

ELECTRICAL:
CURRENT RATING: 1 AMP
DIELECTRIC WITHSTANDING VOLTAGE: 1000 VAC
INSULATION RESISTANCE: 1000 MΩ PER MINUTE @ 500 VDC
CONTACT RESISTANCE: 25mΩ MAX

MISCELLANEOUS:
OPERATING TEMPERATURE: -55°C ~ +105°C
COMPONENT SHALL BE INDIVIDUALLY PACKAGED IN ACCORDANCE WITH L-COM SPECIFICATION PS-0031.

REGULATORY COMPLIANCE:
EU RoHS DIRECTIVE (MOST RECENT RELEASED VERSION)

THE INFORMATION CONTAINED IN THIS DRAWING IS THE SOLE PROPERTY OF INFINITE ELECTRONICS, INC. ANY REPRODUCTION IN PART OR WHOLE WITHOUT THE WRITTEN PERMISSION OF INFINITE ELECTRONICS, INC. IS PROHIBITED. THESE COMMODITIES, TECHNOLOGY OR SOFTWARE WERE EXPORTED FROM THE UNITED STATES IN ACCORDANCE WITH THE EXPORT ADMINISTRATION REGULATIONS. DIVERSION CONTRARY TO U.S. LAW PROHIBITED.

UNLESS OTHERWISE SPECIFIED
LEADING DIMENSIONS ARE INCHES
DIMENSIONS IN [] ARE MILLIMETERS

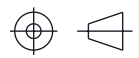
TOLERANCES:
X = ±.2 [5] FRACTIONS
XX = ±.02 [0.5] ± 1/32
.XXX = ±.005 [0.13] ANGLES ± 1°

CABLE LENGTH TOLERANCES:
≤12 [305] = +1 [25] / -0
>12 [305] ≤ 60 [1524] = +2 [51] / -0
>60 [1524] ≤ 120 [3048] = +4 [102] / -0
>120 [3048] ≤ 300 [7620] = +6 [152] / -0
>300 [7620] = +5% / -0

ALL DIMENSIONS ARE FOR REFERENCE ONLY
AND SUBJECT TO CHANGE WITHOUT NOTICE.
UN-DIMENSIONED/NON-CRITICAL FEATURES
MAY VARY IN SIZE AND LOCATION
COLORS MAY VARY

L-com
an INFINIT® brand

Website: www.L-com.com
Phone: 1.800.341.5266 | 1.978.682.6936



INTERPRET ALL DIMENSIONS AND
TOLERANCES PER ASME Y14.5

| | |
|-------|--------|
| SCALE | SHEET |
| NONE | 1 OF 1 |

DESCRIPTION

CONNECTOR, DB25M PCB

| SIZE | CAGE CODE | DRAWN BY | ITEM NO. | REV |
|------|-----------|----------|----------|-----|
| A | 43321 | SLI | SD25P-PC | C |

6

5

4

3

2

1