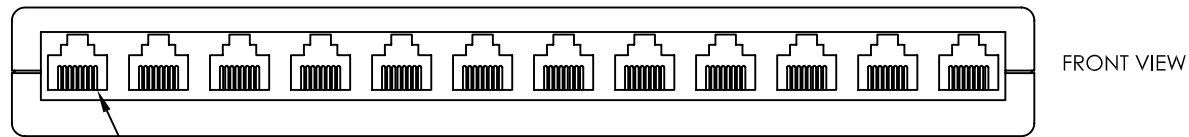
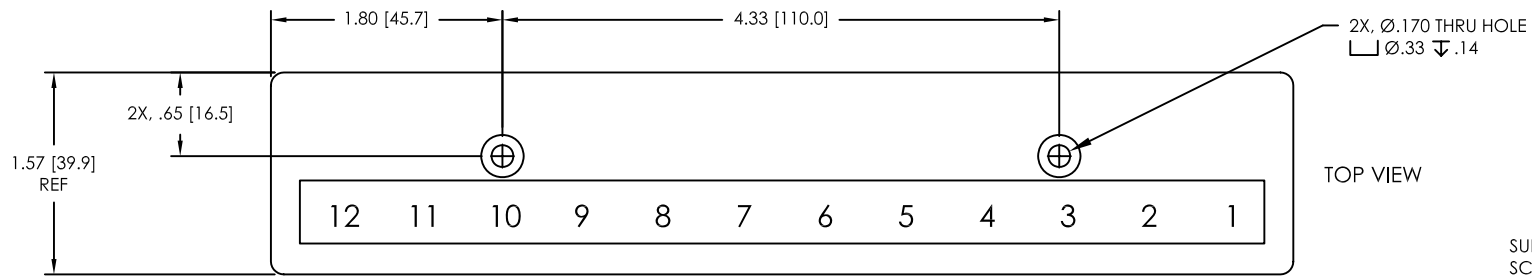

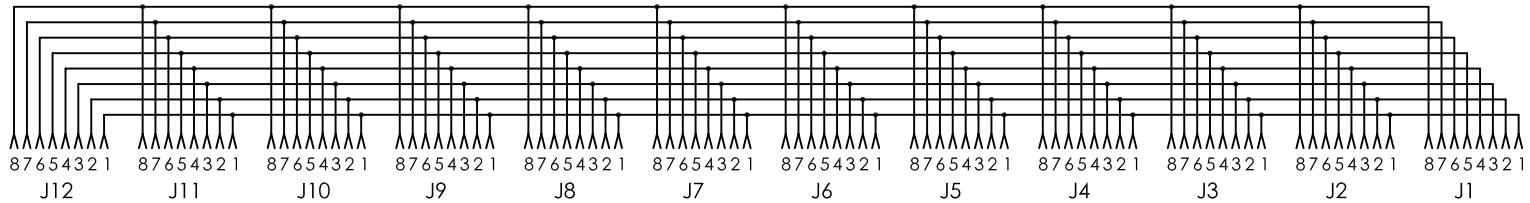


8 7 6 5 4 3 2 1

THE INFORMATION CONTAINED IN THIS DRAWING IS THE SOLE PROPERTY OF L-COM, INC. ANY REPRODUCTIONS IN PART OR WHOLE WITHOUT THE WRITTEN PERMISSION OF L-COM, INC. IS PROHIBITED.

REVISIONS			
REV	DESCRIPTION	DATE	APPROVED
-	APPROVED FOR PRODUCTION BY AEM	8/31/98	
A	REDRAWN	11/15/07	D.FRIEDELLO

WIRING DIAGRAM



12X, RJ45, 8 PIN JACKS
HOUSING IS GRAY ABS PLASTIC

MOUNTING OPTIONS
SUPPLIED WITH TWO 1.25" WOOD SCREWS AND TWO 1.1" X 2.75" STRIPS OD DOUBLE SIDED TAPE.

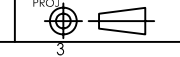
DIMENSIONS ARE IN INCHES (mm)
UNLESS OTHERWISE SPECIFIED
TOLERANCES TO BE:
.XX ±.02 [0.51]
.XXX ±.005 [0.13]
OVERALL CABLE LENGTH TOL:
≤ 60 [1524] +3 [76.2] / -0
> 60 [1524] +5% / -0%

APPROVALS	DATE
DRAWN BY D.FRIEDELLO	11/15/07
CHECKED BY J.FRIEDELLO	11/15/07
APPROVED BY D.PARHAM	11/15/07

L-com 45 BEECHWOOD DRIVE
NORTH ANDOVER, MA 01845

CATEGORY: MODULAR
PRODUCT DESCRIPTION: 12-POSITION RJ45 BRIDGE ADPTR

SIE	SCM NO.	DWG. NO.	REV.
B	43321	TDS2167	A



CONFIGURATION DETAILS OF UNDIMENSIONED FEATURES MAY VARY

SCALE: 1/1 CAD FILE: TDS2167.DWG SHEET 1 OF 1

REV: 4-8/13/07

B

A