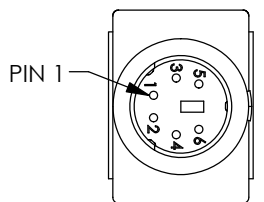


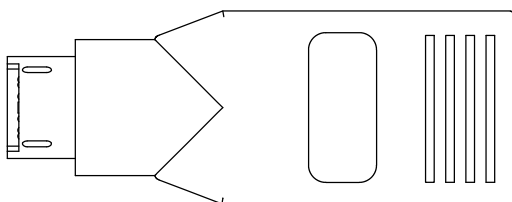
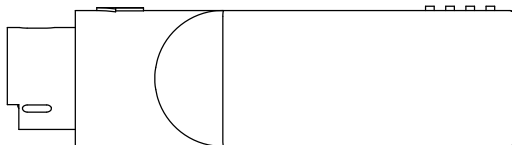
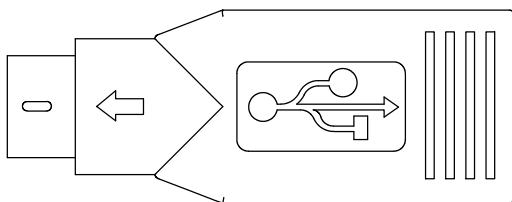
THE INFORMATION CONTAINED IN THIS DRAWING IS THE SOLE PROPERTY OF L-COM, INC. ANY REPRODUCTION IN PART OR WHOLE WITHOUT THE WRITTEN PERMISSION OF L-COM, INC. IS PROHIBITED.

REVISIONS			
REV	DESCRIPTION	DATE	APPROVED
A	INITIAL RELEASE	5/5/08	D.GRIFFIN
B	ECN 6924: NEW DESIGN, REVISED FORMAT, PACKAGING, COLOR TO GREEN	6/27/13	D.FRISIELLO
C	ECN 6945: UPDATE TO MATCH PHYSICAL PART	7/10/13	D.FRISIELLO

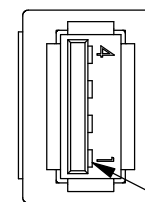
"P1"



6 PIN
MINI DIN MALE



"J1"



SERIES A
USB JACK

WIRING MAP	
"P1"	"J1"
1	2
2	N/C
3	4
4	1
5	3
6	N/C
SHELL	SHELL

NOTES:

MATERIAL:

INSULATOR: PBT, UL 94V-0
CONTACT: BRASS, GOLD PLATE OVER NICKEL.
HOOD: PVC, GREEN (3395C)

FINISH:

SHELL: NICKEL PLATED.

MISCELLANEOUS:

ADAPTER SHALL BE INDIVIDUALLY PACKAGED IN ACCORDANCE WITH L-COM SPECIFICATION PS-0031.

REGULATORY COMPLIANCE:

ROHS, CE

UNLESS OTHERWISE SPECIFIED, DIMENSIONS ARE IN INCHES [mm] OVERALL CABLE LENGTH TOLERANCE: ≤ 12 [305] = +1 [25] / -0 >12 [305] ≤ 60 [1524] = +2 [51] / -0 >60 [1524] ≤ 120 [3048] = +4 [102] / -0 >120 [3048] ≤ 300 [7620] = +6 [152] / -0 >300 [7620] = +5% / -0% ALL OTHER DIMENSIONAL TOLERANCES: .X = $\pm .2$ [5.08] .XX = $\pm .02$ [.51] .XXX = $\pm .005$ [.13]	APPROVALS	DATE		45 BEECHWOOD DRIVE NORTH ANDOVER, MA 01845	
	DRAWN BY D.CASTRO	5/2/08			
	CHECKED BY D.PARHAM	5/2/08	CATEGORY	USB	
	APPROVED BY S.SMITH	5/5/08	PRODUCT DESCRIPTION	ADPT, USB A-F/MINI DIN 6-M	
PROJECTION	COLOR VARIATIONS MAY OCCUR	SIZE A	FSCM NO. 43321	DWG. NO. UAD017FM	REV. C
		SCALE: NONE	CAD FILE: UAD017FM.SLDDRW		SHEET 1 OF 1