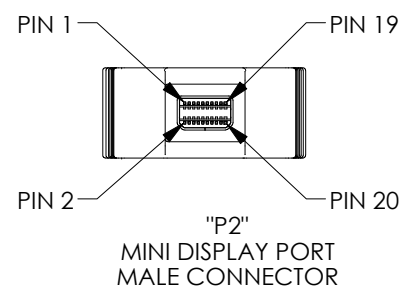
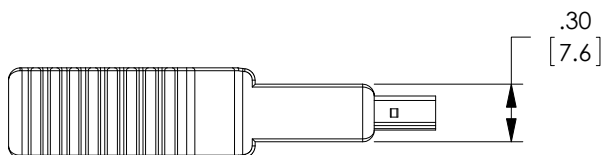
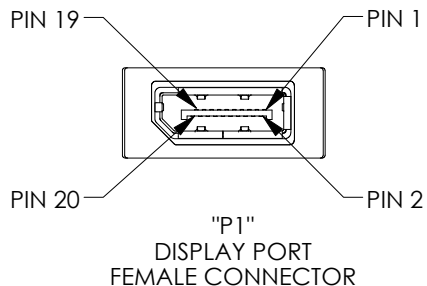
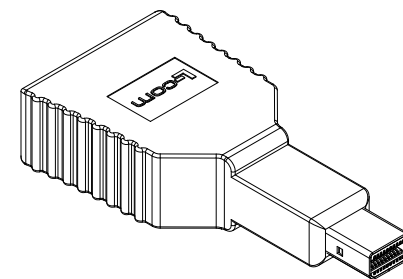
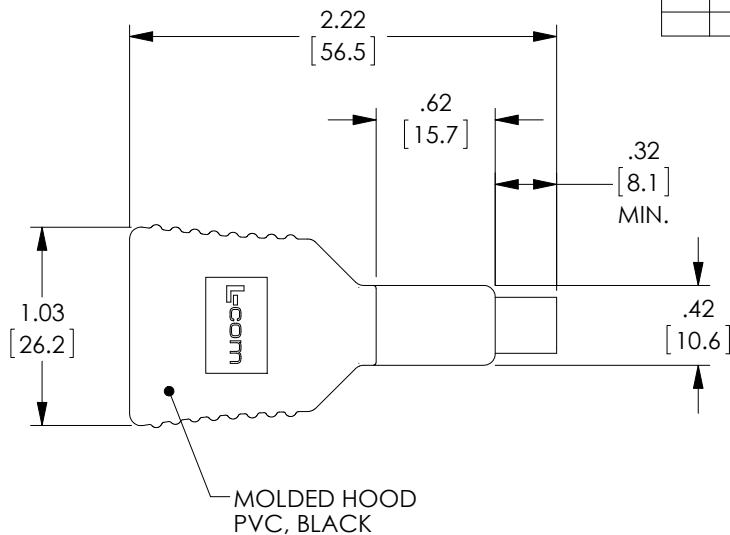


THE INFORMATION CONTAINED IN THIS DRAWING IS THE SOLE PROPERTY OF L-COM, INC. ANY REPRODUCTION IN PART OR WHOLE WITHOUT THE WRITTEN PERMISSION OF L-COM, INC. IS PROHIBITED.

REVISIONS			
REV	DESCRIPTION	DATE	APPROVED
A	INITIAL RELEASE	2/5/15	D.GRIFFIN

WIRE MAP

"P1"	"P2"
1	3
3	5
2	1
4	9
6	11
5	7
7	15
9	17
8	13
10	10
12	12
11	8
13	4
14	6
15	16
17	18
16	14
18	2
19	19
20	20
SHELL	SHELL



NOTES:

1. COMPONENT SHALL BE TESTED FOR CONTINUITY.
2. COMPONENT SHALL BE INDIVIDUALLY PACKAGED IN ACCORDANCE WITH L-COM SPECIFICATION PS-0031.

REGULATORY COMPLIANCE:  
CE2011/65/EU (RoHS DIRECTIVE)

UNLESS OTHERWISE SPECIFIED, DIMENSIONS ARE IN INCHES [mm] OVERALL CABLE LENGTH TOLERANCE: ≤12 [305] = +1 [25] / -0 >12 [305] ≤60 [1524] = +2 [51] / -0 >60 [1524] ≤120 [3048] = +4 [102] / -0 >120 [3048] ≤300 [7620] = +6 [152] / -0 >300 [7620] = +5% / -0%	APPROVALS	DATE		45 BEECHWOOD DRIVE NORTH ANDOVER, MA 01845		
	DRAWN BY D.FRISIELLO	9/2/14		CATEGORY	AUDIO/VIDEO	
ALL OTHER DIMENSIONAL TOLERANCES: .X = ± .2 [5.08] .XX = ± .02 [1.51] .XXX = ± .005 [1.13]	CHECKED BY B.ZHANG	10/16/14	PRODUCT DESCRIPTION	ADPT, DP F-MINI DP M		
	APPROVED BY S.PAN	10/16/14			<table border="1"> <tr> <td>SIZE <b>A</b></td> <td>FSCM NO. <b>43321</b></td> <td>DWG. NO. <b>VAD010FM</b></td> <td>REV. <b>A</b></td> </tr> </table>	SIZE <b>A</b>
SIZE <b>A</b>	FSCM NO. <b>43321</b>	DWG. NO. <b>VAD010FM</b>	REV. <b>A</b>			
PROJECTION 	CONFIGURATION DETAILS OF UNDIMENSIONED FEATURES MAY VARY		SCALE: NONE   CAD FILE: VAD010FM.SLDDRW   SHEET 1 OF 1			
COLOR VARIATIONS MAY OCCUR						