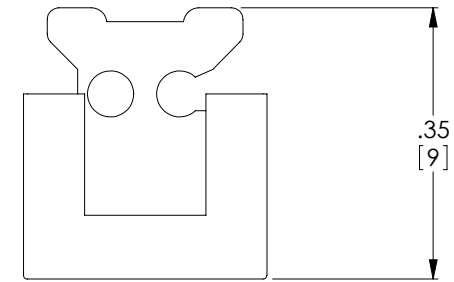

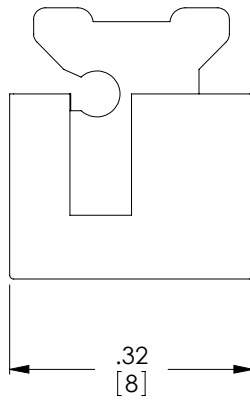


THE INFORMATION CONTAINED IN THIS DRAWING IS THE SOLE PROPERTY OF L-COM, INC. ANY REPRODUCTION IN PART OR WHOLE WITHOUT THE WRITTEN PERMISSION OF L-COM, INC. IS PROHIBITED.

REVISIONS			
REV	DESCRIPTION	DATE	APPROVED
A	INITIAL RELEASE	11/16/11	D.GRIFFIN



NOTE:

1. ALL DIMENSIONS FOR REFERENCE ONLY.
2. BUTT TAPS ARE GEL FILLED.
3. BUTT TAPS ARE PACKAGED 100 PIECES PER BAG IN ACCORDANCE WITH L-COM SPEC PS-0031.

UNLESS OTHERWISE SPECIFIED, DIMENSIONS ARE IN INCHES [mm] OVERALL CABLE LENGTH TOLERANCE: $\leq 12$ [305] = +1 [25] / -0 $> 12$ [305] $\leq 60$ [1524] = +2 [51] / -0 $> 60$ [1524] $\leq 120$ [3048] = +4 [102] / -0 $> 120$ [3048] $\leq 300$ [7620] = +6 [152] / -0 $> 300$ [7620] = +3% / -0% ALL OTHER DIMENSIONAL TOLERANCES: .X = $\pm .2$ .XX = $\pm .02$ .XXX = $\pm .005$	APPROVALS DRAWN BY D. PARHAM CHECKED BY D. CASTRO APPROVED BY J. RUST	DATE 11/16/2011 11/16/2011 11/16/2011	45 BEECHWOOD DRIVE NORTH ANDOVER, MA 01845		
	CONFIGURATION DETAILS OF UNDIMENSIONED FEATURES MAY VARY	CATEGORY <b>TELECOM/MODULAR</b>		PRODUCT DESCRIPTION <b>UB BUTT TAP</b>	
PROJECTION 	COLOR VARIATIONS MAY OCCUR	SIZE <b>A</b>	FSCM NO. <b>43321</b>	DWG. NO. <b>WT-UB</b>	REV. <b>A</b>
SCALE: NONE		CAD FILE: WT-UB.SLDDRW		SHEET 1 OF 1	